

WRI525BC

52cm integrated rangehood with Hob2Hood, 800m³/hr extraction rate, 3 fan speed plus Boost, and dishwasher safe filters.

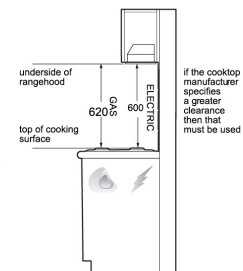
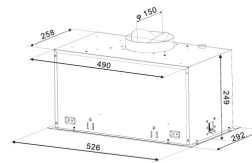
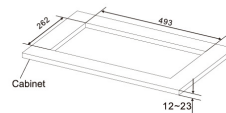
Features

- Hob2Hood
- Powerful 800m³/hr extraction rate
- LED lighting
- 3 speed fan + Boost mode
- Dishwasher safe mesh filters
- Dark Stainless Steel Finish
- Ducted or recirculating options



Integrated rangehood

WRI525BC



Dimensions

Total product height (mm) - 249, Total product width (mm) - 526, Total product depth (mm) - 292, Diameter of ducting (mm) - 150, Minimum installation height from cooking surface Gas (mm) - 620, Minimum installation height from cooking surface Electric (mm) - 600, Cut out width (mm) - 493, Cut out depth (mm) - 262

IMPORTANT
These dimensions are a guide only. All measurements are in millimetres (mm).
For complete installation instructions, refer to the manual provided with product.